




















Size chart of ARM Oval Sleeve and ARM Swager.

Wire Rope Dia. mm	1.5	2.0	2.5	2.8	3.0	3.5	4.0	5.0	6.0	8.0	9.0	10.0	12.0
inch	1/16"	5/64"	3/32"	7/64"	1/8"	-	5/32"	3/16"	1/4"	5/16"	3/8"	13/32"	1/2"
ARM Oval Sleeves	OS-1A 	OS-1B 	OS-2A 	OS-2B 	OS-3A 	OS-3B 	OS-4A 	OS-5A 	OS-6A 	OS-8A 	OS-9A 	OS-10A 	OS-12A 
Appropriate Swager	 Swaging capacity: OS-1A - OS-3B HSC-350						Can not swage from OS-4A to OS-12A						
	 Swaging capacity: OS-1A - OS-5A HSC-600								Can not swage from OS-6A to OS-12A				
	 Swaging capacity: OS-1A - OS-5A HSC-600BB								Can not swage from OS-6A to OS-12A				
	Can not swage from OS-1A to OS-5A								 Swaging capacity: OS-6A/8A HS-1000	Can not swage from OS-9A to OS-12A			
	Can not swage from OS-1A to OS-5A								 Swaging capacity: OS-6A - OS-12A HS12-MH120 / HS12-MH230				
	Can not swage from OS-1A to OS-5A								 Swaging capacity: OS-6A - OS-12A HS12-120V / HS12-230V				

ARM Oval Sleeves



Checking point for Item No.

OS-3 A

A : line on one side
B : line on both sides











Indicating the number of line on side of body, which should be equivalent to the Hole No. for HSC Swager.

3-line on both sides
OS-3B

3-line on one side
OS-3A

Hole No.



Item No.	Wire Rope Dia.		Sleeve	Hole No.	Safety load using 2 wire ropes			Wire Rope destruction Load (Using ARM Oval Sleeve.)	Q'ty/ Bag (PCS)	Net Weight 1Bag (kg)	Q'ty/ CTN (Bag)	Packing Weight 1carton (kg)	M 3
	mm	inch			 Safety Load	 Safety Load	 Safety Load						
OS-1A	1.5	1/16"		①	56kg less	54kg less	48kg less	210kg	30	0.03	120	5.5	0.02052
OS-1B	2	5/64"		①	96kg less	92kg less	82kg less	330kg	30	0.03	120	5.0	0.02052
OS-2A	2.5	3/32"		②	152kg less	148kg less	132kg less	519kg	20	0.06	120	8.5	0.02867
OS-2B	2.8	7/64"		②	182kg less	176kg less	158kg less	630kg	20	0.05	120	7.6	0.02867
OS-3A	3	1/8"		③	220kg less	212kg less	190kg less	690kg	20	0.11	60	7.8	0.02228
OS-3B	3.5	-		③	280kg less	270kg less	242kg less	1,001kg	20	0.10	60	7.1	0.02228
OS-4A	4	5/32"		④	282kg less	272kg less	244kg less	1,204kg	20	0.13	60	9.5	0.03097
OS-5A	5	3/16"		⑤	446kg less	430kg less	386kg less	1,731kg	20	0.18	60	12.9	0.04111

Hand Swagers



Arm swaging tools and arm oval sleeves must be used in combination set.

Produce rigging wire rope easily at any place!

HSC-350

Cutting capacity : 3.5mm(1/8")
Swaging capacity : 1.5mm - 3.5mm (1/16" - 1/8")



HSC-600BB (Bench type)

Cutting capacity : 5mm(3/16")
Swaging capacity : 1.5mm - 5mm (1/16" - 3/16")
Suitable for large volume works



HSC-600

Cutting capacity : 5mm(3/16")
Swaging capacity : 1.5mm - 5mm (1/16" - 3/16")



Cut



Swage



Useful in two ways, swaging and cutting.
The jaw itself has a wire rope cutting function.

How to swage

1 Cut a wire rope.



2 Thread wire rope through oval sleeve.




Proper way of swaging sleeve

3 Loop the wire rope from eyelet.



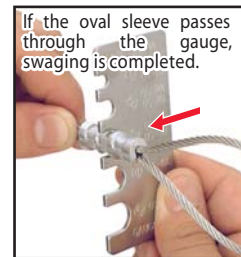
Swaging time per sleeve



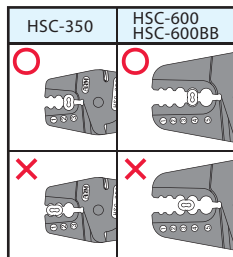
4 Decide length of wire rope eyelet.



Check swaging.



5 Swage oval sleeve.



Warning

ARM swaging tools and ARM oval sleeves must be used in combination set.

Do not use any other sleeves with ARM swaging tools.

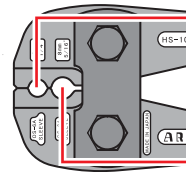
Swage naked wire rope when wire rope is vinyl coated. Otherwise, wire rope will be slipped off from swaged sleeve when swaging vinyl coating.

Item No.	Over all Length(mm)	Wire Rope Dia. in Capacity mm (inch)	Net Weight 1pce (kg)	Q'ty/ CTN	Packing Weight 1carton (kg)	M 3
HSC-350	430	1.5 2.0 2.5 2.8 3.0 3.5 (1/16" 5/64" 3/32" 7/64" 1/8" -)	1.1	12	15.3	0.04185
HSC-600	650	1.5 2.0 2.5 2.8 3.0 3.5 4.0 5.0 (1/16" 5/64" 3/32" 7/64" 1/8" - 5/32" 3/16")	2.5	6	18.2	0.03819
HSC-600BB	540	1.5 2.0 2.5 2.8 3.0 3.5 4.0 5.0 (1/16" 5/64" 3/32" 7/64" 1/8" - 5/32" 3/16")	5.2	4	25.2	0.10157

ARM Oval Sleeves



HS-1000 Swage Oval Sleeve, following to wire rope dia.



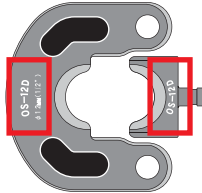
OS-6A
SLEEVE
6mm(1/4")
OS-6A

OS-8A
SLEEVE
8mm(5/16")
OS-8A









Swaged sleeve
& wire rope
(OS-9A)



HS12-MH100 / HS12-100V Suitable Sleeve & Dies



Suitable Dies	Oval Sleeve	Wire rope Dia. mm (inch)
OS-6D	OS-6A	6 (1/4")
OS-8D	OS-8A	8 (5/16")
OS-9D&10D	OS-9A	9 (3/8")
OS-9D&10D	OS-10A	10 (13/32")
OS-12D	OS-12A	12 (1/2")

Item No.	Wire Rope Dia.		Sleeve	Safety load using 2 wire ropes			Wire Rope destruction Load (Using ARM Oval Sleeve.)	Q'ty/ Box (PCS)	Net Weight 1Box (kg)	Q'ty/ CTN (Boxes)	Packing Weight 1carton (kg)	M 3
	mm	inch		 Safety Load	 30deg. Safety Load	 60deg. Safety Load						
OS-6A	6	1/4"		556kg less	536kg less	480kg less	1,975kg	20	0.3	10	3.2	0.00445
OS-8A	8	5/16"		990kg less	956kg less	856kg less	3,284kg	20	0.5	10	5.0	0.00669
OS-9A	9	3/8"		1,250kg less	1,206kg less	1,082kg less	4,018kg	20	1.0	10	9.7	0.01129
OS-10A	10	13/32"		1,546kg less	1,494kg less	1,338kg less	5,365kg	20	0.9	10	9.2	0.01129
OS-12A	12	1/2"		2,226kg less	2,150kg less	1,926kg less	7,456kg	20	1.8	10	18.3	0.01980



Warning

ARM swaging tools and ARM oval sleeves must be used in combination set.
Do not use any other sleeves with ARM swaging tools.

Swage naked wire rope when wire rope is vinyl coated. Otherwise, wire rope will be slipped off from swaged sleeve when swaging vinyl coating.

Hand Swagers

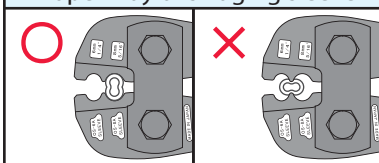


Produce rigging wire rope easily by manual operation. (Φ6mm 1/4" , Φ8mm 5/16")

HS-1000 Swaging capacity : 6mm • 8mm (1/4" • 5/16")
No cutting function



Proper way of swaging sleeve



Item No.	Over all Length(mm)	Wire Rope Dia. in Capacity mm (inch)		Net Weight 1pce (kg)	Q'ty/ CTN	Packing Weight 1carton (kg)	M 3
HS-1000	1010	6.0 (1/4")	8.0 (5/16")	7.5	3	24.3	0.04784

Electric
Cordless

Swagers

ARM®

MADE IN JAPAN

Arm swaging tools and arm oval sleeves must be used in combination set.

Making rigging wire rope, dia. **6mm - 12mm** (1/4" - 1/2")

Electric

HS12-120V / HS12-230V

Electric Swager (Hydraulic function)

Swaging Speed : 4seconds



Double insulation



Size : 433mm(W) X 104mm(D) X 243mm(H)

Accessories

Carry Case



Each size of dies



Shoulder Strap

Screwdriver
for replacing die

Wire rope cutter RC-450
Cutting capacity dia. 12mm(1/2")
fiber core wire rope



Gauge
to ensure swaging



Cordless

HS12-MH120 / HS12-MH230 Cordless Swager (Hydraulic function)

Swaging Speed : 7seconds



Battery Output: 14.4V



Size : 355mm(W) X 90mm(D) X 350mm(H)

Accessories

Carry Case



Nickel-Metal Hydride
Battery (Ni-MH)

DC14.4V
3000mAh



Each size of dies



Battery charger
AC120V(HS12-MH120)



Battery charger
AC230V(HS12-MH230)



Gauge
to ensure swaging



Shoulder Strap

Wire rope cutter RC-450
Cutting capacity dia. 12mm(1/2")
fiber core wire rope



Screwdriver
for replacing die

Suitable Sleeve & Dies Swaging times per fully charged battery				Spare Products		
Wire rope Dia. mm (inch)	Oval Sleeve	Suitable Dies	HS12-MH120 HS12-MH230 Swaging times	Product Name	Item No.	Weight
6 (1/4")	OS-6A	OS-6D	144 times	Dies [6mm (1/4")]	OS-6D	0.5kg
8 (5/16")	OS-8A	OS-8D	108 times	Dies [8mm (5/16")]	OS-8D	0.5kg
9 (3/8")	OS-9A	OS-9D&10D	75 times	Dies [9mm (3/8"), 10mm (13/32")]	OS-9D&10D	0.5kg
10 (13/32")	OS-10A	OS-9D&10D	75 times	Dies [12mm (1/2")]	OS-12D	0.5kg
12 (1/2")	OS-12A	OS-12D	39 times	Nickel-Metal Hydride Battery	PHT-EB1430H	0.8kg
				Battery charger [120V]	UC18YRL	0.7kg
				Battery charger [230V]	UC18YRL	0.7kg



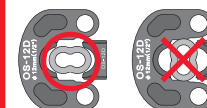
Output pressure

HS12-120V / HS12-230V : 11tonf
HS12-MH120 / HS12-MH230 : 10tonf
Safety-valve will be automatically operated, when the pressure is over 10tonf or

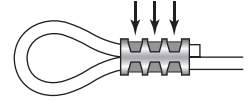
Head turns around

Head turns 180 degrees in 45 degrees steps.

Swaging position



3 point swaging



Electric

Item No.	Electrical input	Electricity	Wire rope dia. mm (inch)	Weight	Packing weight	M 3
HS12-120V	AC120V	7.0A	6, 8, 9, 10, 12	7.5kg	18kg	0.056
HS12-230V	AC230V	3.6A	(1/4", 5/16", 3/8", 13/32", 1/2")			
Item No.	Battery / Electrical input	Charging time	Wire rope dia. mm (inch)	Weight	Packing weight	M 3
HS12-MH120	14.4V 3000mAh(Ni-MH) / AC120V	45 minutes	6, 8, 9, 10, 12	6.5kg	15.5kg	0.063
HS12-MH230	14.4V 3000mAh(Ni-MH) / AC230V		(1/4", 5/16", 3/8", 13/32", 1/2")			

Cordless